

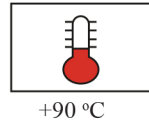


## AL/XLPE/SC/PVC/AWA/PVC



Conductor	Stranded (class 2) and compacted Plain Aluminium wires
Insulation	XLPE (cross-liked Polyethylene)
Core Screen	Consist of semiconductor layers and metallic screen
Conductor Screen	Semiconductor compound applied on conductor
Insulation Screen	Semiconductor compound applied on insulation
Additional Insulation Screen	A semiconductor tape wrapped on above layer
Core Metallic Screen	Copper Wires + Open Helix Copper Tape
Inner Covering (Bedding)	Extruded PVC
Armour	Aluminium Wires
Over-Sheath	Extruded PVC



### 3.6/6 kV (IEC 60502 - 2)

Nominal cross section area of conductor	Conductor Diameter	Insulation thickness	Diameter Under Armour	Armour Wire Diameter	Sheath thickness	Overall Diameter	Weight	Standard Packing Length
mm <sup>2</sup>	mm	mm	mm	mm	mm	mm	Kg/Km	meter
1x25rm/16	5.8	2.5	19.8	1.6	1.8	26.6	918	1000
1x35rm/16	7.0	2.5	21.0	1.6	1.8	27.8	972	1000
1x50rm/16	8.2	2.5	31.7	1.6	1.8	38.5	1254	1000
1x70rm/16	9.9	2.5	23.4	1.6	1.8	30.2	1151	1000
1x95rm/16	11.5	2.5	25.0	1.6	2.0	32.2	1298	1000
1x120rm/16	13.0	2.5	26.5	1.6	1.9	33.5	1416	1000
1x150rm/25	14.5	2.5	28.0	2.0	2.0	36.0	1741	1000
1x185rm/25	16.1	2.5	30.0	2.0	2.1	38.2	1946	500
1x240rm/25	18.5	2.6	32.6	2.0	2.2	41.0	2225	500
1x300rm/25	20.6	2.8	35.5	2.0	2.2	43.9	2532	500
1x400rm/35	23.2	3.0	39.4	2.5	2.4	49.2	3274	500
1x500rm/35	26.3	3.2	42.9	2.5	2.5	52.9	3761	500

## AL/XLPE/SC/PVC/AWA/PVC

### 6/10 kV (IEC 60502 - 2)

Nominal cross section area of conductor	Conductor Diameter	Insulation thickness	Diameter Under Armour	Armour Wire Diameter	Sheath thickness	Overall Diameter	Weight	Standard Packing Length
mm <sup>2</sup>	mm	mm	mm	mm	mm	mm	Kg/Km	meter
1x25rm/16	5.8	3.4	20.7	1.6	1.8	27.5	937	1000
1x35rm/16	7.0	3.4	22.3	1.6	1.8	29.1	1039	1000
1x50rm/16	8.2	3.4	23.5	1.6	1.8	30.3	1125	1000
1x70rm/16	9.9	3.4	25.2	1.6	1.9	32.2	1260	1000
1x95rm/16	11.5	3.4	26.8	1.6	2.0	34.0	1406	1000
1x120rm/16	13.0	3.4	28.3	2.0	2.0	36.3	1630	1000
1x150rm/25	14.5	3.4	29.8	2.0	2.1	38.0	1875	1000
1x185rm/25	16.1	3.4	31.8	2.0	2.1	40.0	2069	500
1x240rm/25	18.5	3.4	34.2	2.0	2.2	42.6	2335	500
1x300rm/25	20.6	3.4	36.7	2.0	2.3	45.3	2644	500
1x400rm/35	23.2	3.4	40.2	2.5	2.4	50.0	3341	500
1x500rm/35	26.3	3.4	43.2	2.5	2.5	53.2	3808	500

### 8.7/15 kV (IEC 60502 - 2)

Nominal cross section area of conductor	Conductor Diameter	Insulation thickness	Diameter Under Armour	Armour Wire Diameter	Sheath thickness	Overall Diameter	Weight	Standard Packing Length
mm <sup>2</sup>	mm	mm	mm	mm	mm	mm	Kg/Km	meter
1x25rm/16	5.8	4.5	23.3	1.6	1.8	30.1	1065	1000
1x35rm/16	7.0	4.5	24.5	1.6	1.9	31.5	1157	1000
1x50rm/16	8.2	4.5	25.7	2.0	2.0	33.7	1346	1000
1x70rm/16	9.9	4.5	27.4	1.6	2.0	34.6	1399	1000
1x95rm/16	11.5	4.5	29.0	2.0	2.1	37.2	1651	1000
1x120rm/16	13.0	4.5	30.5	2.0	2.1	38.7	1777	1000
1x150rm/25	14.5	4.5	32.0	2.0	2.2	40.4	2044	1000
1x185rm/25	16.1	4.5	34.0	2.0	2.2	42.4	2239	500
1x240rm/25	18.5	4.5	36.6	2.5	2.4	46.4	2699	500
1x300rm/25	20.6	4.5	39.1	2.0	2.4	47.9	2864	500
1x400rm/35	23.2	4.5	42.4	2.5	2.5	52.4	3560	500
1x500rm/35	25.8	4.5	44.5	2.5	2.6	54.7	3975	500

## AL/XLPE/SC/PVC/AWA/PVC

### 12/20 kV (IEC 60502 - 2)

Nominal cross section area of conductor	Conductor Diameter	Insulation thickness	Diameter Under Armour	Armour Wire Diameter	Sheath thickness	Overall Diameter	Weight	Standard Packing Length
mm <sup>2</sup>	mm	mm	mm	mm	mm	mm	Kg/Km	meter
1x25rm/16	5.8	5.5	25.3	1.6	1.9	32.3	1188	500
1x35rm/16	7.0	5.5	26.5	1.6	1.9	33.5	1269	500
1x50rm/16	8.2	5.5	27.7	2.0	2.0	35.7	1481	500
1x70rm/16	9.9	5.5	29.4	2.0	2.1	37.6	1631	500
1x95rm/16	11.5	5.5	31.0	2.0	2.1	39.2	1782	500
1x120rm/16	13.0	5.5	32.5	2.0	2.2	40.9	1922	1000
1x150rm/25	14.5	5.5	34.0	2.0	2.2	42.4	2178	500
1x185rm/25	16.1	5.5	36.0	2.0	2.3	44.6	2406	500
1x240rm/25	18.5	5.5	38.6	2.0	2.4	47.4	2720	500
1x300rm/25	20.6	5.5	41.1	2.5	2.5	51.1	3203	500
1x400rm/35	23.2	5.5	44.6	2.5	2.6	54.8	3795	500
1x500rm/35	26.3	5.5	47.7	2.5	2.7	58.1	4255	500

### 18/30 kV (IEC 60502 - 2)

Nominal cross section area of conductor	Conductor Diameter	Insulation thickness	Diameter Under Armour	Armour Wire Diameter	Sheath thickness	Overall Diameter	Weight	Standard Packing Length
mm <sup>2</sup>	mm	mm	mm	mm	mm	mm	Kg/Km	meter
1x50rm/16	8.2	8.0	32.7	2.0	2.2	41.1	1831	500
1x70rm/16	9.9	8.0	34.4	2.0	2.2	42.8	1996	500
1x95rm/16	11.5	8.0	36.0	2.0	2.3	44.6	2171	500
1x120rm/16	13.0	8.0	38.1	2.0	2.4	46.9	2403	500
1x150rm/25	14.5	8.0	39.2	2.5	2.4	49.0	2775	500
1x185rm/25	16.1	8.0	41.2	2.5	2.5	51.2	3038	500
1x240rm/25	18.5	8.0	43.8	2.5	2.6	54.0	3386	500
1x300rm/25	20.6	8.0	46.3	2.5	2.7	56.7	3747	500