


RE-Y(St)YKYRY

EN 50288-7 (500 V)

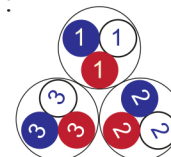


Conductor Stranded (class 2) Plain annealed copper wires

Color Coding (Options) :



Black, White, Red (Numbered)



Blue, White, Red (Numbered)

Insulation PVC

Cable Unit Triple (Multi-Triple Cable)

Collective (Overall) Screen Polyester tape + Drain wire (Tinned copper) + Al.Polyester Tape

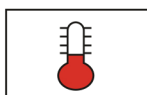
Inner Covering Extruded PVC

Metal Sheath Lead Sheath (Cover)

Inner Covering (Bedding) Extruded PVC

Armour Galvanized Steel Wires

Outer Sheath Extruded PVC



+70 °C



IEC 60332-1



10x O.D



Screened



Armoured

Criteria	Standard Values						Unit
	Nominal	0.5	0.75	1	1.5	2.5	
Conductor cross section	Nominal	0.5	0.75	1	1.5	2.5	mm ²
Conductor DC Resistance @ 20°C	max.	36.7	25.0	18.5	12.3	7.4	Ohm/kM
Insulation resistance	min.	100					MOhm x km
Mutual capacitance	max.	250					nF/km
L/R (ratio)	max.	25	25	25	40	60	microH/ Ohm
Test voltage :	for 1 minute	2.0 kV A.C or 3.0 kV D.C					K.V
core to core							
core to screen							
Operating voltage U(rms)		500					V

RE-Y(St)YKYRY

EN 50288-7 (500 V)



Nominal cross section area of conductor	Insulation thickness	Lead Sheath Thickness	Diameter Over Lead Sheath	Armour Wire Diameter	Diameter Under Armour	Sheath thickness	Overall Diameter	Weight	Standard Packing Length
mm ²	mm	mm	mm	mm	mm	mm	mm	Kg/Km	meter
Conductor : 0.5 mm² (7x0.30 mm)									
1x3x0.5	0.6	0.9	8.6	0.9	8.8	1.4	13.4	553	1000
2x3x0.5	0.6	1.0	12.1	0.9	12.1	1.5	16.9	810	1000
3x3x0.5	0.6	1.0	12.8	0.9	12.8	1.5	17.6	874	1000
4x3x0.5	0.6	1.0	13.8	0.9	13.8	1.5	18.6	959	1000
5x3x0.5	0.6	1.0	14.9	0.9	14.9	1.5	19.7	1053	1000
6x3x0.5	0.6	1.1	16.3	0.9	16.1	1.5	20.9	1198	1000
7x3x0.5	0.6	1.1	16.3	0.9	16.1	1.5	20.9	1225	1000
10x3x0.5	0.6	1.2	20.4	1.25	20.0	1.6	25.7	1768	1000
12x3x0.5	0.6	1.2	21.0	1.25	20.6	1.7	26.5	1883	1000
16x3x0.5	0.6	1.2	23.1	1.25	22.7	1.7	28.6	2142	1000
20x3x0.5	0.6	1.3	25.8	1.25	25.2	1.8	31.3	2507	500
24x3x0.5	0.6	1.3	28.4	1.25	27.8	1.8	33.9	2819	500
30x3x0.5	0.6	1.4	30.2	1.6	29.4	1.9	36.4	3417	500
Conductor : 0.75 mm² (7x0.37 mm)									
1x3x0.75	0.6	0.9	9.1	0.9	9.3	1.4	13.9	588	1000
2x3x0.75	0.6	1.0	12.9	0.9	12.9	1.5	17.7	877	1000
3x3x0.75	0.6	1.0	13.6	0.9	13.6	1.5	18.4	958	1000
4x3x0.75	0.6	1.0	14.7	0.9	14.7	1.5	19.5	1058	1000
5x3x0.75	0.6	1.1	16.1	0.9	15.9	1.5	20.7	1215	1000
6x3x0.75	0.6	1.1	17.4	1.25	17.2	1.6	22.9	1481	1000
7x3x0.75	0.6	1.1	17.4	1.25	17.2	1.6	22.9	1517	1000
10x3x0.75	0.6	1.2	22.0	1.25	21.6	1.7	27.5	2000	1000
12x3x0.75	0.6	1.2	22.6	1.25	22.2	1.7	28.1	2116	1000
16x3x0.75	0.6	1.3	25.2	1.25	24.6	1.8	30.7	2521	500
20x3x0.75	0.6	1.3	27.9	1.25	27.3	1.8	33.4	2867	500
24x3x0.75	0.6	1.4	31.0	1.6	30.2	1.9	37.2	3574	500
30x3x0.75	0.6	1.5	33.0	1.6	32.4	2.0	39.6	4099	500

RE-Y(St)YKYRY

EN 50288-7 (500 V)



Nominal cross section area of conductor	Insulation thickness	Lead Sheath Thickness	Diameter Over Lead Sheath	Armour Wire Diameter	Diameter Under Armour	Sheath thickness	Overall Diameter	Weight	Standard Packing Length
mm ²	mm	mm	mm	mm	mm	mm	mm	Kg/Km	meter
Conductor : 1.0 mm² (7x0.43 mm)									
1x3x1	0.6	0.9	9.5	0.9	9.7	1.4	14.3	619	1000
2x3x1	0.6	1.0	13.6	0.9	13.6	1.5	18.4	932	1000
3x3x1	0.6	1.0	14.3	0.9	14.3	1.5	19.1	1019	1000
4x3x1	0.6	1.0	15.5	0.9	15.5	1.5	20.3	1135	1000
5x3x1	0.6	1.1	17.0	0.9	16.8	1.6	21.8	1315	1000
6x3x1	0.6	1.1	18.4	1.25	18.2	1.6	23.9	1589	1000
7x3x1	0.6	1.1	18.4	1.25	18.2	1.6	23.9	1634	1000
10x3x1	0.6	1.2	23.3	1.25	22.9	1.7	28.8	2169	1000
12x3x1	0.6	1.2	24.0	1.25	23.6	1.7	29.5	2315	500
16x3x1	0.6	1.3	26.8	1.25	26.2	1.8	32.3	2767	500
20x3x1	0.6	1.4	29.9	1.25	29.1	1.8	35.2	3254	500
24x3x1	0.6	1.4	33.0	1.6	32.2	1.9	39.2	3923	500
30x3x1	0.6	1.5	35.1	1.6	34.5	2.0	41.7	4531	500
Conductor : 1.5 mm² (7x0.53 mm)									
1x3x1.5	0.6	0.9	10.1	0.9	10.3	1.4	14.9	677	1000
2x3x1.5	0.6	1.0	14.7	0.9	14.7	1.5	19.5	1041	1000
3x3x1.5	0.6	1.1	15.7	0.9	15.5	1.5	20.3	1203	1000
4x3x1.5	0.6	1.1	17.1	0.9	16.9	1.6	21.9	1357	1000
5x3x1.5	0.6	1.1	18.6	1.25	18.4	1.6	24.1	1654	1000
6x3x1.5	0.6	1.2	20.3	1.25	19.9	1.7	25.8	1900	1000
7x3x1.5	0.6	1.2	20.3	1.25	19.9	1.7	25.8	1963	1000
10x3x1.5	0.6	1.3	25.7	1.25	25.1	1.8	31.2	2618	500
12x3x1.5	0.6	1.3	26.6	1.25	26.0	1.8	32.1	2808	500
16x3x1.5	0.6	1.4	29.6	1.25	28.8	1.9	35.1	3379	500
20x3x1.5	0.6	1.5	33.1	1.6	32.5	2.0	39.7	4292	500
24x3x1.5	0.6	1.6	37.2	1.6	36.4	2.1	43.8	5047	500
30x3x1.5	0.6	1.6	39.3	2	38.5	2.1	46.7	5962	500

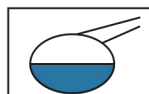
Nominal cross section area of conductor	Insulation thickness	Lead Sheath Thickness	Diameter Over Lead Sheath	Armour Wire Diameter	Diameter Under Armour	Sheath thickness	Overall Diameter	Weight	Standard Packing Length
mm ²	mm	mm	mm	mm	mm	mm	mm	Kg/Km	meter
Conductor : 2.5 mm ² (7x0.67 mm)									
1x3x2.5	0.7	1.0	11.7	0.9	11.7	1.4	16.3	829	1000
2x3x2.5	0.7	1.1	17.2	1.25	17.0	1.6	22.7	1457	1000
3x3x2.5	0.7	1.1	18.2	1.25	18.0	1.6	23.7	1633	1000
4x3x2.5	0.7	1.2	20.1	1.25	19.7	1.7	25.6	1911	1000
5x3x2.5	0.7	1.2	21.9	1.25	21.5	1.7	27.4	2149	1000
6x3x2.5	0.7	1.3	24.0	1.25	23.4	1.7	29.3	2456	500
7x3x2.5	0.7	1.3	24.0	1.25	23.4	1.7	29.3	2553	500
10x3x2.5	0.7	1.4	30.6	1.6	29.8	1.9	36.8	3688	500
12x3x2.5	0.7	1.4	31.6	1.6	30.8	1.9	37.8	3975	500
16x3x2.5	0.7	1.5	35.6	1.6	35.0	2.0	42.2	4903	500
20x3x2.5	0.7	1.6	39.8	2	39.0	2.2	47.4	6161	500
24x3x2.5	0.7	1.7	44.3	2	43.3	2.3	51.9	7140	500
30x3x2.5	0.7	1.8	47.1	2	46.3	2.3	54.9	8196	500

Additional Options (by request)

A) Based on "PVC" Sheath



Reduced smoke PVC
Tested acc to ASTM E662 &
Improved Flame Retardant
acc to IEC 60332-3



Oil & Chemical
Resistant PVC Sheath
Acc to ICEA S-82-552
(Equal to NEMA WC55)



UV Resistant PVC Sheath
Acc to UL 1581-1200

B) Based on "Halogen Free" Construction Cable Type : RE-2X(St)HKHRH



Low Halogen Acid & Gas
acc to IEC 60754-1&2
IEC 60502 ST8



Low smoke
Acc to IEC 61034