


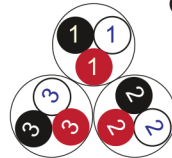
RE-Y(St)Y

EN 50288-7 (500 V)

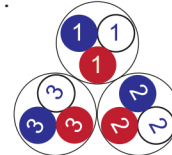


Conductor Stranded (class 2) Plain annealed copper wires

Color Coding (Options) :



Black, White, Red (Numbered)




Blue, White, Red (Numbered)

Insulation PVC

Cable Unit Triple (Multi-Triple Cable)

Collective (Overall) Screen Polyester tape + Drain wire (Tinned copper) + Al.Polyester Tape

Outer Sheath Extruded PVC



+70 °C



IEC 60332-1



7.5x O.D



Screened

Criteria	Standard Values					Unit
----------	-----------------	--	--	--	--	------

Conductor cross section	Nominal	0.5	0.75	1	1.5	2.5	mm ²
Conductor DC Resistance @ 20°C	max.	36.7	25.0	18.5	12.3	7.4	Ohm/kM
Insulation resistance	min.	100					MOhm x km
Mutual capacitance	max.	250					nF/km
L/R (ratio)	max.	25	25	25	40	60	microH/ Ohm
Test voltage :	for 1 minute	2.0 kV A.C or 3.0 kV D.C					K.V
core to core							
core to screen							
Operating voltage U(rms)		500					V

RE-Y(St)Y
EN 50288-7 (500 V)



Nominal cross section area of conductor	Insulation thickness	Sheath thickness	Overall Diameter	Weight	Standard Packing Length
mm ²	mm	mm	mm	Kg/Km	meter
Conductor : 0.5 mm² (7x0.3 mm)					
1x3x0.5	0.6	0.9	6.6	55	1000
2x3x0.5	0.6	1.0	10.1	98	1000
3x3x0.5	0.6	1.0	10.8	127	1000
4x3x0.5	0.6	1.0	11.8	158	1000
5x3x0.5	0.6	1.1	13.1	195	1000
6x3x0.5	0.6	1.1	14.3	227	1000
7x3x0.5	0.6	1.1	14.3	253	1000
10x3x0.5	0.6	1.2	18.4	359	1000
12x3x0.5	0.6	1.2	19.0	415	1000
16x3x0.5	0.6	1.3	21.3	541	1000
20x3x0.5	0.6	1.4	24.0	670	1000
24x3x0.5	0.6	1.5	26.8	802	500
30x3x0.5	0.6	1.5	28.4	971	500
Conductor : 0.75 mm² (7x0.37 mm)					
1x3x0.75	0.6	0.9	7.1	66	1000
2x3x0.75	0.6	1.0	10.9	120	1000
3x3x0.75	0.6	1.0	11.6	159	1000
4x3x0.75	0.6	1.1	12.9	205	1000
5x3x0.75	0.6	1.1	14.1	246	1000
6x3x0.75	0.6	1.1	15.4	288	1000
7x3x0.75	0.6	1.1	15.4	324	1000
10x3x0.75	0.6	1.3	20.2	468	1000
12x3x0.75	0.6	1.3	20.8	543	1000
16x3x0.75	0.6	1.4	23.4	708	1000
20x3x0.75	0.6	1.5	26.3	878	500
24x3x0.75	0.6	1.6	29.4	1050	500
30x3x0.75	0.6	1.6	31.2	1277	500

RE-Y(St)Y

EN 50288-7 (500 V)

Nominal cross section area of conductor	Insulation thickness	Sheath thickness	Overall Diameter	Weight	Standard Packing Length
mm ²	mm	mm	mm	Kg/Km	meter
Conductor : 1.0 mm² (7x0.43 mm)					
1x3x1	0.6	0.9	7.5	76	1000
2x3x1	0.6	1.0	11.6	141	1000
3x3x1	0.6	1.0	12.3	189	1000
4x3x1	0.6	1.1	13.7	244	1000
5x3x1	0.6	1.1	15.0	295	1000
6x3x1	0.6	1.2	16.6	353	1000
7x3x1	0.6	1.2	16.6	398	1000
10x3x1	0.6	1.3	21.5	564	1000
12x3x1	0.6	1.3	22.2	658	1000
16x3x1	0.6	1.4	25.0	861	500
20x3x1	0.6	1.5	28.1	1068	500
24x3x1	0.6	1.6	31.4	1279	500
30x3x1	0.6	1.7	33.5	1574	500
Conductor : 1.5 mm² (7x0.53 mm)					
1x3x1.5	0.6	0.9	8.1	97	1000
2x3x1.5	0.6	1.1	12.9	187	1000
3x3x1.5	0.6	1.1	13.7	254	1000
4x3x1.5	0.6	1.1	15.1	323	1000
5x3x1.5	0.6	1.2	16.8	399	1000
6x3x1.5	0.6	1.2	18.3	470	1000
7x3x1.5	0.6	1.2	18.3	532	1000
10x3x1.5	0.6	1.4	23.9	766	1000
12x3x1.5	0.6	1.4	24.8	896	500
16x3x1.5	0.6	1.5	27.8	1174	500
20x3x1.5	0.6	1.6	31.3	1458	500
24x3x1.5	0.6	1.7	35.0	1746	500
30x3x1.5	0.6	1.8	37.3	2152	500

RE-Y(St)Y

EN 50288-7 (500 V)

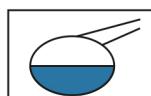
Nominal cross section area of conductor	Insulation thickness	Sheath thickness	Overall Diameter	Weight	Standard Packing Length
mm ²	mm	mm	mm	Kg/Km	meter
Conductor : 2.5 mm ² (7x0.67 mm)					
1x3x2.5	0.7	1.0	9.7	141	1000
2x3x2.5	0.7	1.1	15.2	269	1000
3x3x2.5	0.7	1.2	16.4	378	1000
4x3x2.5	0.7	1.2	18.1	484	1000
5x3x2.5	0.7	1.3	20.1	599	1000
6x3x2.5	0.7	1.4	22.2	716	1000
7x3x2.5	0.7	1.4	22.2	813	1000
10x3x2.5	0.7	1.6	29.0	1167	500
12x3x2.5	0.7	1.6	30.0	1369	500
16x3x2.5	0.7	1.7	33.6	1795	500
20x3x2.5	0.7	1.9	38.0	2244	500
24x3x2.5	0.7	2.0	42.5	2685	500
30x3x2.5	0.7	2.1	45.3	3310	500

Additional Options (by request)

A) Based on "PVC" Sheath



Reduced smoke PVC
Tested acc to ASTM E662 &
Improved Flame Retardant
acc to IEC 60332-3



Oil & Chemical
Resistant PVC Sheath
Acc to ICEA S-82-552
(Equal to NEMA WC55)



UV Resistant PVC Sheath
Acc to UL 1581-1200

B) Based on "Halogen Free" Construction Cable Type : RE-2X(St)H



Low Halogen Acid & Gas
acc to IEC 60754-1&2
IEC 60502 ST8



Low smoke
Acc to IEC 61034