

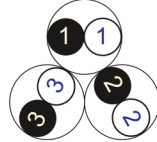
RE-Y(St)Y

EN 50288-7 (500 V)

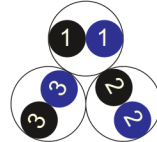


Conductor Stranded (class 2) Plain annealed copper wires

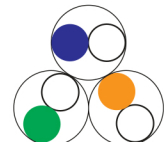
Color Coding (Options) :



Black,White (Numbered)



Black,Blue (Numbered)



IEC 60708 Full color


Insulation PVC

Cable Unit Pair (Multi-Pair Cable)

Collective (Overall) Polyester tape + Drain wire (Tinned copper) +

Screen Al.Polyester Tape

Outer Sheath Extruded PVC



+70 °C



IEC 60332-1



7.5x O.D



Screened

Criteria	Standard Values						Unit
	Nominal	0.5	0.75	1	1.5	2.5	
Conductor cross section	Nominal	0.5	0.75	1	1.5	2.5	mm ²
Conductor DC Resistance @ 20°C	max.	36.7	25.0	18.5	12.3	7.4	Ohm/kM
Insulation resistance	min.	100					MOhm x km
Mutual capacitance	max.	250					nF/km
L/R (ratio)	max.	25	25	25	40	60	microH/ Ohm
Test voltage :	for 1 minute	2.0 kV A.C or 3.0 kV D.C					K.V
core to core							
core to screen							
Operating voltage U(rms)		500					V

RE-Y(St)Y

EN 50288-7 (500 V)



Nominal cross section area of conductor	Insulation thickness	Sheath thickness	Overall Diameter	Weight	Standard Packing Length
mm ²	mm	mm	mm	Kg/Km	meter
Conductor : 0.5 mm² (7x0.3 mm)					
1x2x0.5	0.6	0.9	6.3	44	1000
2x2x0.5	0.6	0.9	9.0	73	1000
3x2x0.5	0.6	1.0	9.7	96	1000
4x2x0.5	0.6	1.0	10.6	118	1000
5x2x0.5	0.6	1.0	11.6	140	1000
6x2x0.5	0.6	1.1	12.8	167	1000
7x2x0.5	0.6	1.1	12.8	185	1000
10x2x0.5	0.6	1.2	16.5	260	1000
12x2x0.5	0.6	1.2	17.0	298	1000
16x2x0.5	0.6	1.2	18.9	379	1000
20x2x0.5	0.6	1.3	21.2	469	1000
24x2x0.5	0.6	1.4	23.8	561	1000
30x2x0.5	0.6	1.4	25.2	676	500
Conductor : 0.75 mm² (7x0.37 mm)					
1x2x0.75	0.6	0.9	6.7	52	1000
2x2x0.75	0.6	1.0	9.9	92	1000
3x2x0.75	0.6	1.0	10.5	118	1000
4x2x0.75	0.6	1.0	11.5	146	1000
5x2x0.75	0.6	1.1	12.7	180	1000
6x2x0.75	0.6	1.1	13.9	209	1000
7x2x0.75	0.6	1.1	13.9	233	1000
10x2x0.75	0.6	1.2	17.8	329	1000
12x2x0.75	0.6	1.2	18.4	380	1000
16x2x0.75	0.6	1.3	20.7	494	1000
20x2x0.75	0.6	1.4	23.3	612	1000
24x2x0.75	0.6	1.5	26.0	732	500
30x2x0.75	0.6	1.5	27.6	886	500

RE-Y(St)Y

EN 50288-7 (500 V)

Nominal cross section area of conductor	Insulation thickness	Sheath thickness	Overall Diameter	Weight	Standard Packing Length
mm ²	mm	mm	mm	Kg/Km	meter
Conductor : 1.0 mm² (7x0.43 mm)					
1x2x1	0.6	0.9	7.1	59	1000
2x2x1	0.6	1.0	10.5	106	1000
3x2x1	0.6	1.0	11.1	139	1000
4x2x1	0.6	1.0	12.2	173	1000
5x2x1	0.6	1.1	13.5	213	1000
6x2x1	0.6	1.1	14.7	249	1000
7x2x1	0.6	1.1	14.7	279	1000
10x2x1	0.6	1.2	19.0	395	1000
12x2x1	0.6	1.3	19.9	465	1000
16x2x1	0.6	1.3	22.1	597	1000
20x2x1	0.6	1.4	24.9	740	500
24x2x1	0.6	1.5	27.8	886	500
30x2x1	0.6	1.6	29.7	1088	500
Conductor : 1.5 mm² (7x0.53 mm)					
1x2x1.5	0.6	0.9	7.7	74	1000
2x2x1.5	0.6	1.0	11.4	135	1000
3x2x1.5	0.6	1.0	12.2	180	1000
4x2x1.5	0.6	1.1	13.6	232	1000
5x2x1.5	0.6	1.1	14.8	280	1000
6x2x1.5	0.6	1.2	16.4	334	1000
7x2x1.5	0.6	1.2	16.4	376	1000
10x2x1.5	0.6	1.3	21.2	533	1000
12x2x1.5	0.6	1.3	21.9	621	1000
16x2x1.5	0.6	1.4	24.6	811	500
20x2x1.5	0.6	1.5	27.7	1006	500
24x2x1.5	0.6	1.6	30.9	1205	500
30x2x1.5	0.6	1.7	33.0	1481	500

RE-Y(St)Y

EN 50288-7 (500 V)

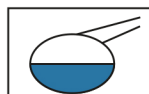
Nominal cross section area of conductor	Insulation thickness	Sheath thickness	Overall Diameter	Weight	Standard Packing Length
mm ²	mm	mm	mm	Kg/Km	meter
Conductor : 2.5 mm ² (7x0.67 mm)					
1x2x2.5	0.7	0.9	8.9	103	1000
2x2x2.5	0.7	1.1	13.7	196	1000
3x2x2.5	0.7	1.1	14.6	266	1000
4x2x2.5	0.7	1.2	16.2	344	1000
5x2x2.5	0.7	1.2	17.8	417	1000
6x2x2.5	0.7	1.3	19.7	499	1000
7x2x2.5	0.7	1.3	19.7	564	1000
10x2x2.5	0.7	1.5	25.7	810	500
12x2x2.5	0.7	1.5	26.6	946	500
16x2x2.5	0.7	1.6	29.8	1237	500
20x2x2.5	0.7	1.7	33.5	1534	500
24x2x2.5	0.7	1.8	37.4	1836	500
30x2x2.5	0.7	1.9	39.9	2259	500

Additional Options (by request)

A) Based on "PVC" Sheath



Reduced smoke PVC
Tested acc to ASTM E662 &
Improved Flame Retardant
acc to IEC 60332-3



Oil & Chemical
Resistant PVC Sheath
Acc to ICEA S-82-552
(Equal to NEMA WC55)



UV Resistant PVC Sheath
Acc to UL 1581-1200

B) Based on "Halogen Free" Construction Cable Type : RE-2X(St)H



Low Halogen Acid & Gas
acc to IEC 60754-1&2
IEC 60502 ST8



Low smoke
Acc to IEC 61034