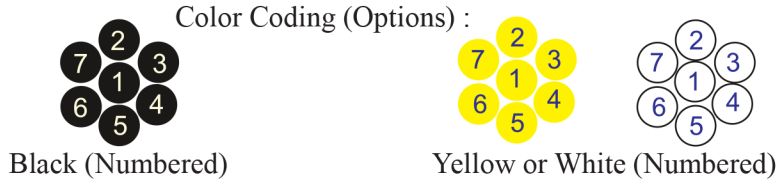


RE-2X(St)Y

IEC 60092-376 150/250 V (300 V)



Conductor Stranded (class 2) Plain annealed copper wires




Insulation XLPE

Cable Unit Core (Multi-Core Cable)

Collective (Overall) Screen Polyester tape + Drain wire (Tinned copper) + Al.Polyester Tape

Outer Sheath Extruded PVC



+90 °C



IEC 60332-1



7.5x O.D



Screened

Instrument Cables

106

	Criteria	Standard Values					Unit
		0.5	0.75	1	1.5	2.5	
Conductor cross section	Nominal	0.5	0.75	1	1.5	2.5	mm ²
Conductor DC Resistance @ 20°C	max.	40.4	26	19.2	12.8	7.86	Ohm/kM
Insulation resistance	min.	1000					MOhm x km
Mutual capacitance	max.	150					nF/km
L/R (ratio)	max.	25	25	25	40	60	microH/ Ohm
Test voltage :							
core to core	for 5 minutes	1.5 kV A.C					K.V
core to screen							
Operating voltage U(rms)		300					V

RE-2X(St)Y

IEC 60092-376 150/250 V (300 V)

Nominal cross section area of conductor	Insulation thickness	Sheath thickness	Overall Diameter	Weight	Standard Packing Length
mm ²	mm	mm	mm	Kg/Km	meter
Conductor : 0.5 mm² (7x0.3 mm)					
2x0.5	0.4	1.0	5.7	48	1000
3x0.5	0.4	1.0	6.0	56	1000
4x0.5	0.4	1.0	6.4	64	1000
5x0.5	0.4	1.0	6.9	73	1000
6x0.5	0.4	1.0	7.4	82	1000
7x0.5	0.4	1.0	7.4	88	1000
8x0.5	0.4	1.1	8.6	103	1000
10x0.5	0.4	1.1	9.3	119	1000
12x0.5	0.4	1.1	9.6	133	1000
16x0.5	0.4	1.1	10.5	163	1000
20x0.5	0.4	1.2	11.7	199	1000
24x0.5	0.4	1.2	12.9	231	1000
30x0.5	0.4	1.3	13.8	278	1000
Conductor : 0.75 mm² (7x0.37 mm)					
2x0.75	0.5	1.0	6.5	59	1000
3x0.75	0.5	1.0	6.8	70	1000
4x0.75	0.5	1.0	7.4	83	1000
5x0.75	0.5	1.0	8.0	95	1000
6x0.75	0.5	1.1	8.8	112	1000
7x0.75	0.5	1.1	8.8	121	1000
8x0.75	0.5	1.1	10.1	138	1000
10x0.75	0.5	1.2	11.1	166	1000
12x0.75	0.5	1.2	11.5	187	1000
16x0.75	0.5	1.2	12.6	232	1000
20x0.75	0.5	1.3	14.1	284	1000
24x0.75	0.5	1.3	15.5	331	1000
30x0.75	0.5	1.4	16.6	401	1000

RE-2X(St)Y

IEC 60092-376 150/250 V (300 V)

Nominal cross section area of conductor	Insulation thickness	Sheath thickness	Overall Diameter	Weight	Standard Packing Length
mm ²	mm	mm	mm	Kg/Km	meter
Conductor : 1.0 mm ² (7x0.43 mm)					
2x1	0.5	1.0	6.9	61	1000
3x1	0.5	1.0	7.2	75	1000
4x1	0.5	1.0	7.8	90	1000
5x1	0.5	1.1	8.7	109	1000
6x1	0.5	1.1	9.4	125	1000
7x1	0.5	1.1	9.4	138	1000
8x1	0.5	1.1	10.7	157	1000
10x1	0.5	1.2	11.8	192	1000
12x1	0.5	1.2	12.2	219	1000
16x1	0.5	1.2	13.5	275	1000
20x1	0.5	1.3	15.1	339	1000
24x1	0.5	1.3	16.6	398	1000
30x1	0.5	1.4	17.8	485	1000
Conductor : 1.5 mm ² (7x0.53 mm)					
2x1.5	0.6	1.0	7.9	78	1000
3x1.5	0.6	1.1	8.5	103	1000
4x1.5	0.6	1.1	9.2	125	1000
5x1.5	0.6	1.1	10.0	148	1000
6x1.5	0.6	1.1	10.9	171	1000
7x1.5	0.6	1.1	10.9	189	1000
8x1.5	0.6	1.2	12.7	223	1000
10x1.5	0.6	1.3	14.0	272	1000
12x1.5	0.6	1.3	14.5	312	1000
16x1.5	0.6	1.3	16.0	395	1000
20x1.5	0.6	1.4	18.0	488	1000
24x1.5	0.6	1.5	20.0	584	1000
30x1.5	0.6	1.5	21.2	702	1000

RE-2X(St)Y



IEC 60092-376 150/250 V (300 V)

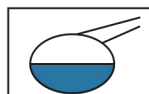
Nominal cross section area of conductor	Insulation thickness	Sheath thickness	Overall Diameter	Weight	Standard Packing Length
mm ²	mm	mm	mm	Kg/Km	meter
Conductor : 2.5 mm ² (7x0.67 mm)					
2x2.5	0.6	1.1	8.9	108	1000
3x2.5	0.6	1.1	9.4	138	1000
4x2.5	0.6	1.1	10.3	171	1000
5x2.5	0.6	1.2	11.4	209	1000
6x2.5	0.6	1.2	12.3	242	1000
7x2.5	0.6	1.2	12.3	270	1000
8x2.5	0.6	1.3	14.4	316	1000
10x2.5	0.6	1.3	15.7	380	1000
12x2.5	0.6	1.3	16.2	438	1000
16x2.5	0.6	1.4	18.2	569	1000
20x2.5	0.6	1.5	20.4	703	1000
24x2.5	0.6	1.6	22.7	840	1000
30x2.5	0.6	1.6	24.1	1017	1000

Additional Options (by request)

A) Based on "PVC" Sheath



Reduced smoke PVC
Tested acc to ASTM E662 &
Improved Flame Retardant
acc to IEC 60332-3



Oil & Chemical
Resistant PVC Sheath
Acc to ICEA S-82-552
(Equal to NEMA WC55)



UV Resistant PVC Sheath
Acc to UL 1581-1200

B) Based on "Halogen Free" Construction Cable Type : RE-2X(St)H



Low Halogen Acid & Gas
acc to IEC 60754-1&2
IEC 60502 ST8



Low smoke
Acc to IEC 61034